



548p(cl-5) 0832-CPD-1215

Intelligent 8 Loop Fire Alarm Control Panel

GST-IFP8

Description

The GST-IFP8 is an intelligent fire alarm control panel. Flush-mounted type housing, dual redundant processor technology capable of connecting over 1900 devices, provides the perfect solution for all medium to large systems.

The system is compatible with the complete range of GST Intelligent detectors, sounders, call points, and interfaces, including intrinsically safe and gaseous extinguishing controls. The IFP8 is manufactured and certified to EN54 parts 2 and 4, BS5839 Par 4. And CPD

The GST programming facilities enables advanced and complex cause and effects to be programmed with ease, including phased and cascade evacuation scenarios.

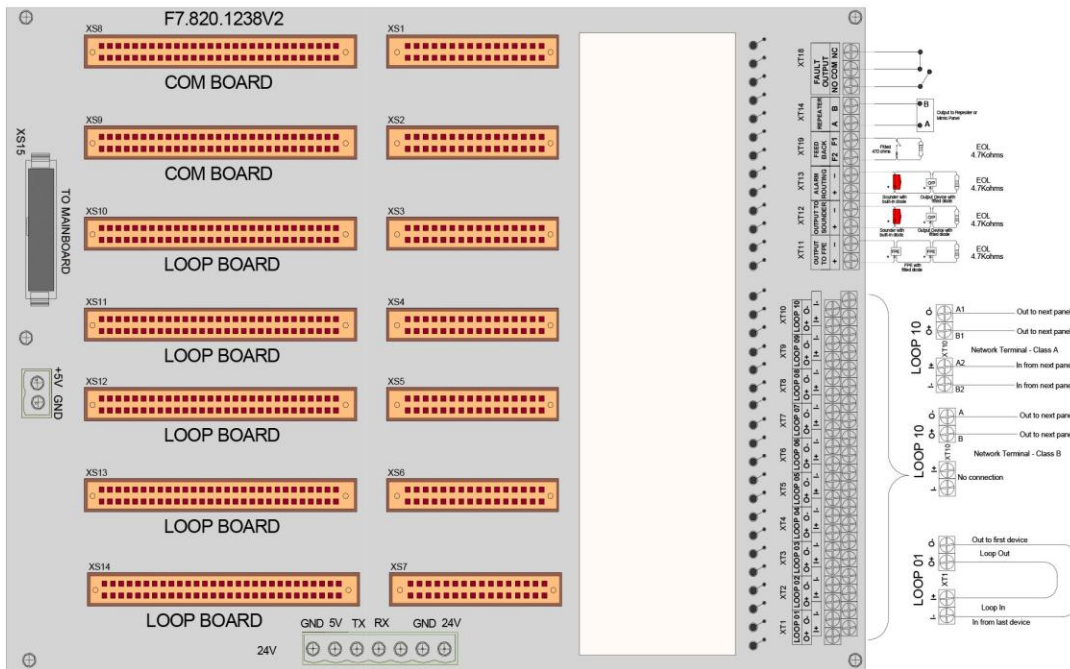
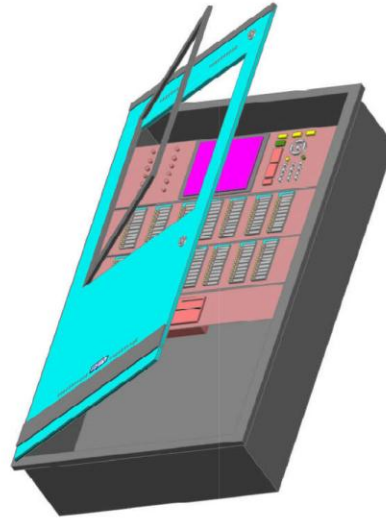

Added commission features such as duplicate address checking, device mismatch, editing device details and programmed through the control panel that has proved to be highly rated by both commissioning and service engineers.

By utilizing the GST protocol the GST-IFP8 can be networked with up to 240 panels, making this the perfect solution for large decentralized systems such as shopping centers, military camps, industrial complexes, holiday villages etc.

Features and Benefits

- Listed to LPCB
- 8 x Loops (242) capacity (1936) addressable points
- Maximum 10 Loops Standalone
- Modular constructed for future expansion
- 40 x15 lines Colour Graphical LCD Display
- Up to 999 programmable zones and 140 zone indication
- Auto Programming Day and Night Mode
- Enable and Disable function
- PAS and Acknowledge Function
- Dirty Detector Reporting
- Duplicate Address Checking
- Walk Test Function with optional silent mode
- Can edit device detailed and programmed
- Programmable from PC or Panel
- History record-999 fire incident only and 999 event capacity in non-volatile memory Fully simulation of Cause and Effect
- Advanced user friendly programming software including 'Fuzzy Logic'
- Networked with all GST Intelligent Fire panels up to 64 panels, Optional CAN BUS, Fiber Optic and LAN Network Interface
- RS 485 mimic and repeater output up to 64
- RS 232-USB CRT interface, including GSTGMC graphic, Epson commercial printer, and BMS
- Built in Fire Alarm, FPE, Fault and Alarm Router output
- 80 column Panel Printer included
- Built in Battery charger

Dimensions and Board Diagram



Technical Specifications

- **Standard:** EN54 Part 2/4; BS5839 Part 4
- **Approvals:** LPCB, CPD
- **Main Input Voltage:** 220/230 ± 10% VAC 50/60 Hz
- **Input Current Rating:** 500A, Fuse: 2A delay
- **Operating Temperature:** 0°C- 40°C /95% relative humidity
- **Protection:** IP 30
- **Application:** Indoor installation
- **Programming:** Laptop using GST Defining Software/P-9935 or Panel Keypad
- **Zone Capacity:** 999 Zones programmable
- **Loop Parameter:** Optional Loop card (LC-IFP8)
 - Loop Capacity: **Loop:** 242(Address)
 - Loop Topology: Class A or B
 - Loop Voltage: 24 VDC Nominal (21-27 VDC)
 - Loop Current: 0-300mA
 - Loop Length/Cable: 1.00mm²-800m-Full Load
1.5mm²-1000m-Full Load
- **Output Circuits:**
 - Fire Alarm Routing:** Monitored (4.7Kohm)
Voltage: Standby: -9to-11VDC; Alarm: 21 to 27Vdc
Current: 200mA
Relay Contact: Optional C-9302 Module
(C-9302:5A/220/24; 26mA alarm Current)
 - F.P.E. Output:** Monitored (4.7Kohm)
Voltage: Standby: -9to-11VDC; Alarm: 21 to 27Vdc
Current: 500mA
Relay Contact: Optional C-9302 Module
(C-9302:5A/220/24; 26mA alarm Current)
 - Sounder Circuit Output:** Monitored (4.7Kohm)
Voltage: Standby: -9to-11VDC; Alarm: 21 to 27Vdc
Current: 1 A
(Output circuit cable length: 1.00mm²- 1000m)
 - Fault Output:** Non-monitored
Relay Contact: NO/COM/NC; rating: 24V/1A
- **Standby Batteries:**
 - Twin 12 VDC Bat; 28AH – 38AH, as per load calculation
 - Maximum Charge Current: 2.1A
 - Maximum Charge Voltage: 27.6
 - Type: Sealed lead acid batteries
 - Recommended model: Yuasa NP38-12I
 - Maximum Internal Resistance: 0.7Ω
 - Quiescent Current under Full-loaded Condition: 1.4A
 - Maximum Battery Operating Current: 4.2A
- **RS484 Port:**
 - Optional Repeater Card (P-9946)**
Up to 64 Repeater or Mimic panel
Cable length: 1.5mm²- 1000m
 - Optional Network card (P-9945A)** Normal 64 panels
Cable Length: 1.5mm²- 1200m between panels
Topology: Class A
- **CANBUS:**
 - Optional CANBUS Communication card (P-9965)**
Network Capacity 240 panels (CANBUS HUB Required)
Cable Length: 3Km
Topology: STAR Connection
- **RS232 Port:**
 - (Serial/USB) Optional Communication card (P-9935)**
Cable Length: 15m (cable Supplied)
- **Panel Printer:**
 - Type:** Thermal/ASCII Code Voltage: 5Vdc
- **Dimension (HLW):**
 - Outer:** 850 x 484 x 185 mm
 - Inner:** 804 x 440 x 150 mm



**United
Technologies**

Climate | Controls | Security



Selection of IFP8 Compatible Panels and Devices

- ✓ GST200/2/N Series Intelligent Fire Alarm Panel Controller
- ✓ GSTGMC Graphic Monitor Software
- ✓ GST-NRP01 Network Repeater Panel
- ✓ GST852RP LCD Passive Repeater Panel
- ✓ GST8903 Mimic Panel
- ✓ DI-910N Digital Intelligent Detector Series
- ✓ I-910N Intelligent Analogue Detector Series
- ✓ DI-9204 Addressable Manual Call Point Series
- ✓ I-930X Addressable Series interfaces (Complete range for all requirements)
- ✓ I-940X Addressable Series Sounders and Strobes
- ✓ I-950X Line Isolator Series
- ✓ I-960X Intelligent Series Combustible Gas Detectors

Ordering Information



Part Number: GST-IFP8
Description: Intelligent 8 Loop Fire Alarm Panel
Pack Qty. per Box: 1

Accessories



Part Number: LCIFP8
Description: Dual Loop Card - 484 Addressable devices capacity
Pack Qty. per Box: 1



Part Number: P-9935
Description: Compatible with USB and Serial Port, RS 232 Communication Card for System Commissioning and GMC connection
Pack Qty. per Box: 1



Part Number: P-9935-TCI/IP
Description: TCPIP - RS232 Communication Board for Communication to NPORT
Pack Qty. per Box: 1



Part Number: P-9935EVAC
Description: EVAC - RS232 Communication Board for Voice Alarm System
Pack Qty. per Box: 1



Part Number: P-9935MODBUS
Description: MODBUS Protocol RS232 Communication Board
Pack Qty. per Box: 1



Part Number: P-9945A
Description: RS 485 Network Card, Connection (Class A or B) 1.2 Km between Panels
Pack Qty. per Box: 1



Part Number: P-9946
Description: RS 485 Repeater Card
Pack Qty. per Box: 1



Part Number: P-9965
Description: CAN Bus Communication Board
Pack Qty. per Box: 1

MANUFACTURED IN ACCORDANCE WITH

